

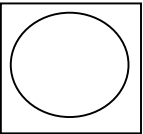
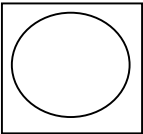
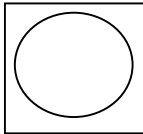
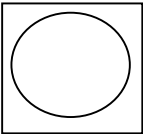
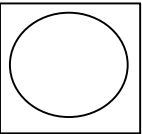
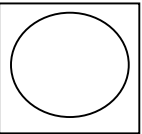
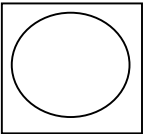
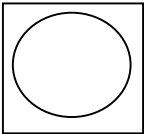
MOON

Name _____ Date _____ Per _____

POWERPOINT QUESTIONS	POWERPOINT ANSWERS
1. When did moon form?	
2. Giant Impact Theory(Big Whack)	
3. What size is the moon?	
4. What does the moon cause?	
5. GRAVITY on moon	
6. Spring Tides causes the:	
7. Spring Tide alignment:	
8. Spring tide moon phase:	
9. Neap tide moon phase:	
10. Neap tide alignment	
11. Craters	
12. 2 Types of Terrain on Moon a)Highlands: b)Maria:	a) b)
13. Terminator	
14. Weather	
15. Atmosphere	
16. Temperature	
17. Magnetic Field	
18. How moon moves:The moon _____ on its _____ in the _____ amount of time as it _____ around _____.	
Because of this, you _____ of the _____. You _____ see the _____ side of the moon.	

19. Average <u>distance</u> from Earth		
LUNAR ECLIPSE drawing 20. look at the _____ and see: Occurs during which phase of moon? _____		SOLAR ECLIPSE DRAWING 21. Look at the _____ and see Occurs during which phase of moon?

PHASES- Fill in the diagram and be sure to know this for the test (page 481)

							
New	_____	_____	_____	_____	_____	_____	_____
Moon	_____	_____	_____	_____	_____	_____	_____

